


Spring Retreat

at Snow Mountain Ranch in Winter Park, CO

Dates: May 1-3, 2009



Bring this newsletter to the February meeting so you can read the descriptions of the projects while looking at them and then register for Spring Retreat.

Chairperson:
Sandi Thompson
303-469-6703

Dear CQC members,

We're going green! Yes, recycling is in! We have recycled tote bags and as many recyclable items that we can find. We have eleven class offerings to entice you; something for everyone from a mystery class, handwork, paper piecing, two Electric Quilt classes (that includes a laptop for your use) and half day classes. Or if you prefer, just come, retreat, and work on a UFO or special project! Take this opportunity to get away for a relaxed weekend of fun and quilting. If you haven't participated in previous years, this is the year for you!

Please note that there is one price to attend Spring Retreat, whether you "retreat only" or take a class. The price varies only by the number of people sharing a room.

All registrations will be handled on a first come, first served basis. You may mail in your registration form anytime before the March 30th deadline. If you know your roommate(s), please submit registrations as a group. Your confirmation letter will include your class supply list and any prep work required. See you in beautiful Winter Park!

Sandi Thompson, Spring Retreat Chairperson
303-469-6703 or topstitcher@gmail.com

Class Supply lists will be mailed with your confirmation.

2009 Spring Retreat Classes

Baskets From Fabric Scraps

Sharon Woodard

A great way to use leftover scraps from your sewing room floor! Use fabric scraps, a glue stick and clothesline! Make placemats, trivets, coasters, and baskets of all shapes and sizes. Make a medium size breadbasket with a coordinating bread cloth (optional) in class. A great class for "artsy" individuals. Kit available \$10.00.



Front Porch Pretties

Sherrill Lewis

Sherrill is an award-winning designer of bead-embellished items, bead-woven tapestries, distinctive beaded jewelry and artwork. Create a motif that incorporates several basic bead embroidery and silk ribbon embroidery stitches. Beading backstitch, picot, tiny flower, star flower bead stitches, Web rose, leaf stitch, plume flower and daisy ribbon stitches. Kit fee: \$25.



2009 Spring Retreat Classes (continued)



Electric Quilt Fundamentals (3 hours) Noreen Raphael

No experience required. Laptops provided with pre-installed EQ6 for use in class. For beginners and experienced EQ6 users alike. This is a friendly computer program that

takes all the work out of planning a quilt and puts the fun back in. From simple to complex you will learn how to use the EQ6 block, fabric, and layout libraries, and set the blocks into many quilt designs. Review nifty EQ tools, calculate yardage, print foundation papers, templates & rotary cutting charts. You must know the basics of using a computer and its mouse. Sign up early! Maximum - 18 students. *Those who have EQ6 loaded onto their laptop may bring it to the class along with a mouse.

Block Design with Electric Quilt (3 hours)

Noreen Raphael

Part 2 of the Fundamentals Class

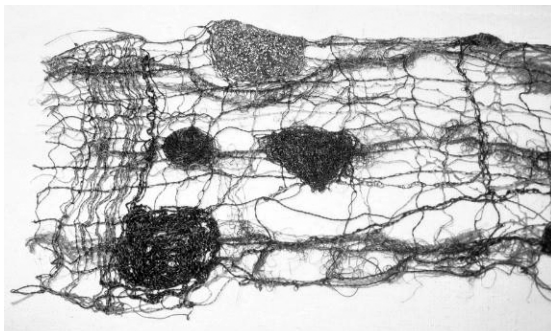
Laptops provided with pre-installed EQ6 for use in class! It's easy to design your own blocks with EQ6. Explore pieced & appliqué block drawing tools. Many practical tips and tricks for drawing in EasyDraw & PatchDraw will be taught. Learn how to use blocks from the "Block library," how to modify blocks, design new blocks, and create quilts from your blocks. Sign up early - maximum is 18 students *Those who have EQ6 loaded onto their laptop may bring it to the class along with a mouse.

Thread Scarves (1 hour)

Juliet Madsen

In this hands-on class you will learn to create a thread scarf out of wash-away stabilizer, threads, yarns, and any scraps you might want to incorporate into your project or any embellishments such as beads and ribbon.

Kit fee:
\$30




Brazilian Embroidery

Christine M. Hause

A NEW form of hand stitching that is becoming very popular as quilters are finding out how easy this is to do! You'll learn how to take a regular embroidery piece and transform it into a three-dimensional "WOW"!

Christine has received several ribbons at the Colorado State Fair, and taught at the International Quilt Festival in Houston for two years. Kit fee: \$35.



Fabric Memory Book

Maggie Winfield

Do you have 10-15 family photos laying around the house that you would like to make into a wonderful memory gift for yourself or




others? This would be a great class for you. A laptop and printer will be available for \$4.00 per fabric sheet fee if you need to get your photos onto fabric.

Paper Pieced Storm At Sea Block

Erlene Irwin

This block is simple and easy to paper piece! The block produces a dramatic quilt when blocks are set together without sashing. The appearance is one of curved seams when actually every cut is straight.



2009 Spring Retreat Classes (continued)

Apron Class

Daisy Sedalnick

This apron is easy and fun to make. It's great for yourself, or as a gift because the pockets are so wonderful. You can carry some of your sewing gadgets in them or 'stuff' that you need to move from place to place in your house.



A Mystery Quilt Class

Lana Heyer & Lou Lorenzo

Be prepared to laugh and have fun! Enjoy a good mystery? Love guessing who done it? Do you like chocolate? Come join the "wild and crazy" quilting ladies as they present clues and demonstrate the techniques for this "Mystery Quilt." Wall quilt and bed quilt options available.




Bow Tucks Tote

Lori Housel

This wonderful bag is just the right size to be either a purse, a tote, or a favorite carryall. It is loaded with pockets, and can be made in just one day...so you will want to make more than one for yourself, or as a gift.

Kit fee: \$18.



After several requests we are not offering T-shirts this year, but instead will be selling recycled ceramic spooner mugs. They will be at our table at the February CQC meeting, and we're sure you'll enjoy them.

Recycled Fat Quarters at Camp Quiltemup

Bring several fat quarter(s) that you no longer can use or like and for each piece, you get to trade and take home another one. Fabric needs to be of "Quilt Shop quality!"

(Please note: A fat quarter is 18" x 22")

For ALL retreaters: an "Ugly Fabric Dare!"

You know the "what was I thinking of when I bought this fabric?" Everyone has at least one ugly fabric (and I know we all do) so please bring 1 yard. This yard of fabric will be included in a game that will result in everyone having lots of different fabrics in a lot of different sizes. Patterns for ways to use these 'different' fabrics will be included in your goodie bags.

Spring Retreat Demo Night Friday, May 1, 2009

We are looking a few more volunteers who would like to demonstrate a new or unique quilting gadget, or show us a quilting technique, tip, or trick. This would be a 10-15 minute demo that you would repeat a few times to small groups.

Please send your proposal to Sandi Thompson at topstitcher@gmail.com

**Don't forget -
Your registration form and
payment must be received
by March 30!**